







Duochrome Pink & Black Edition for i-Type and Vintage Polaroid 600™ Cameras

There's no way to improve the simple beauty of black & white. Or is there? Our Duochrome film is classic two-tone, with a twist. It's how you and your Polaroid camera get to create a new kind of magic. You find the subject. This Pink & Black edition film captures it in dusky magenta and rich black shades. It's daring, the way instants should be. It might surprise you, this rose-colored world. And it has a matte black frame for extra emphasis. Imagine your next landscape or portrait. Or don't, and just shoot.



8 Instant Photos

-  Black frame
-  ASA 640^[1]
-  Photos develop in 5–10 mins
-  Best stored refrigerated^[2]

[1] Film speed may vary, allow for +/- 1/3 stops
 [2] Do not freeze the film

Format	3.5" × 4.25" (8.8 cm × 10.8 cm)
Image Area	3.1" × 3.1" (7.9 cm × 7.9 cm)
Finish	Glossy
HS or HTS code	37012000
PRD #	004692
EAN #	9120066087874
Battery report (UN38.3)	Available
Warranty info	polaroidoriginals.com/warranty

Store chilled, shoot warm

Temperature affects how the film works. Keep it stored cold in the fridge, but never freeze it. Ideally you should let it adjust to room temperature before you use it. That's around 55–82°F (13–28°C). When it's cold out, keep your photos warm in a pocket close to your body while they develop. Or if it's a hot day, make sure they stay cool.

Shoot with the light

The more light in your shot, the better your photo will turn out. Instant film loves light, especially natural light. Use the flash for all your indoor photos. For best results we also recommend using the flash for outdoor shots, unless it's a bright sunny day.


Develop in the dark

All photos appear blank at first. They're most sensitive during this time, so don't bend or shake them. Shield them from the light, and place them face down as they develop. Keep B&W photos shielded from light for about 1 minute, and color film for about 6 minutes.


Care for your camera

Your camera has a set of rollers inside the film door. Each photo passes through these rollers as it's made, so it's important to make sure that they stay clean. If the rollers get visibly dirty then gently wipe them down with a soft, damp cloth.

For use with:



Polaroid Impulse



Polaroid 600™



Polaroid SLR680



Polaroid i-Type



Impossible i-Type



Impossible Instant Lab

Have a problem, or a question you need answered?

USA/Canada
usa@polaroidoriginals.com
 1-212-219-3254

Contact our Customer Support Team

EU/Rest of World
service@polaroidoriginals.com
 00800 5770 1500

or visit polaroidoriginals.com/help