







Standard Film for Vintage Polaroid SX-70™ Cameras

The Polaroid SX-70 works differently than other Polaroid cameras, so it has its own film with a lower ASA. A lower ASA often provides richer color and texture, which is why the SX-70 is so popular with artists, creatives, and professional photographers.



8 Instant Photos





-  Classic white frame
-  ASA 160^[1]
-  Photos develop in 5–10 mins
-  Best stored refrigerated^[2]

- [1] Film speed may vary, allow for +/- 1/4 stops
- [2] Do not freeze the film

Format
Image Area
Finish
HS or HTS code
PRD #
EAN #
Battery report (UN38.3)
Warranty info

3.5" x 4.25" (8.8 cm x 10.8 cm)
 3.1" x 3.1" (7.9 cm x 7.9 cm)
 Glossy
 37012000
 004677
 9120066087805
 Available
polaroidoriginals.com/warranty

8 Instant Photos

-  Classic white frame
-  ASA 160^[1]
-  Photos develop in 10–15 mins
-  Best stored refrigerated^[2]

- [1] Film speed may vary, allow for +/- 1/4 stops
- [2] Do not freeze the film

Format
Image Area
Finish
HS or HTS code
PRD #
EAN #
Battery report (UN38.3)
Warranty info

3.5" x 4.25" (8.8 cm x 10.8 cm)
 3.1" x 3.1" (7.9 cm x 7.9 cm)
 Glossy
 37012000
 004676
 9120066087799
 Available
polaroidoriginals.com/warranty

Store chilled, shoot warm

Temperature affects how the film works. Keep it stored cold in the fridge, but never freeze it. Ideally you should let it adjust to room temperature before you use it. That's around 55–82°F (13–28°C). When it's cold out, keep your photos warm in a pocket close to your body while they develop. Or if it's a hot day, make sure they stay cool.

Shoot with the light

The more light in your shot, the better your photo will turn out. Instant film loves light, especially natural light. Use the flash for all your indoor photos. For best results we also recommend using the flash for outdoor shots, unless it's a bright sunny day.

Develop in the dark

All photos appear blank at first. They're most sensitive during this time, so don't bend or shake them. Shield them from the light, and place them face down as they develop. Keep B&W photos shielded from light for about 1 minute, and color film for about 6 minutes.

Care for your camera

Your camera has a set of rollers inside the film door. Each photo passes through these rollers as it's made, so it's important to make sure that they stay clean. If the rollers get visibly dirty then gently wipe them down with a soft, damp cloth.

For use with:



Polaroid SX-70™



Polaroid Box Type 1000™

Does not work with:



new Polaroid i-Type cameras

Have a problem, or a question you need answered?

USA/Canada
usa@polaroidoriginals.com
 1-212-219-3254

Contact our Customer Support Team

EU/Rest of World
service@polaroidoriginals.com
 00800 5770 1500

or visit polaroidoriginals.com/help